

Golf Course Etiquette

Golf is played, for the most part, without the supervision of a referee or umpire. The game relies on the integrity of the individual to show consideration for other players, care for the course and to abide by the Rules. All players should conduct themselves in a disciplined manner, demonstrating courtesy and sportsmanship at all times, irrespective of how competitive they may be. This is the spirit of the “game of golf”.

Safety

- 📍 Players should ensure that no one is standing close by or in a position to be hit by the club, the ball or any stones, pebbles, twigs or the like when they make a stroke or practice swing
- 📍 Players should not play until the players in front are out of range
- 📍 If a player plays a ball in a direction where there is a danger of hitting someone, he/she should immediately shout a warning. The traditional word of warning in such situations is “fore”

Consideration of Other Players

- 📍 Players should always show consideration for other players on the course and should not disturb their play by moving, talking or making unnecessary noise
- 📍 Players should ensure that any electronic device taken onto the course does not distract other players
- 📍 On the teeing ground, a player should not tee his ball until it is his turn to play
- 📍 Players should not stand close to or directly behind the ball, or directly behind the hole, when a player is about to play

Pace of Play

- 📍 Our “Pace of Play” is 2 hours and 15 minutes (or less) at both courses
- 📍 It is a group’s responsibility to keep up with the group in front
- 📍 If a foursome or other group of players fails to keep their pace on the course and loses more than one clear hole on the players ahead, they must either quickly resume their position on the golf course or will be asked to move ahead to keep up with the golfers ahead
- 📍 The ranger has the authority to move your group back into position if necessary
- 📍 You are in position if, as you approach your next shot, they are just moving off
- 📍 Players should be ready to play as soon as it is their turn to play. If you aren’t ready to play when it is your turn, encourage one of your fellow players to play instead
- 📍 Limit your practice swings and “mulligans” are not allowed during peak periods to keep pace
- 📍 Keep an eye on the line of each player’s shot so that they can find the ball quickly
- 📍 When two players in a cart hit to opposite sides of a hole, drive to first ball and drop off that player with his/her club(s), then drive to the second ball. After both players hit, meet up farther down the hole
- 📍 Do not spend too much time looking for a lost ball, particularly if there is a group behind you ready to play
- 📍 When approaching a green, leave your golf bag and/or cart on the best direct line to the next tee. Never leave your equipment in front of the green where you will have to go back to get it, while the following players wait for you to get out of the way
- 📍 Do not mark your ball unnecessarily – putt out if you can
- 📍 When the play of a hole has been completed, players should immediately leave the putting green – you can record your scores on the next tee

Care of the Golf Course

Teeing Ground

- 🌱 If you leave a divot when teeing off, **repair that divot** as well as others you may find
- 🌱 Players are requested to pick up tees after driving. Players should be careful in discarding broken tees since the tees damage the mowers and puncture golf cart tires
- 🌱 If you use the ball washer and towel to clean golf balls, handle them gently so as not to damage them. If the ball washer is inoperative, and/or if the towel is torn or missing, notify the Golf Shop upon completion of your round

Fairways

- 🌱 **Repair fairway divots** by retrieving and replacing the sod or turf pieces and pressing them down with your foot into the divot recess. If the sod pieces are too small and scattered, fill the divot hole with a sand/seed mixture provided on the cart
- 🌱 Avoid driving the golf cart on wet or soggy fairways, as this tends to put “grooves” in the turf, which in turn may affect a golf ball when landing and rolling on the fairway
- 🌱 On # 1 at Lincoln Hills, a bell is located on the left side of the fairway (down the hill) and is there for your group to ring when you have finished hitting your approach shots. This will inform the group behind you that it is now safe to hit their approach shots

Bunkers

























- 🌱 Enter the sand bunker with rake in hand from the low side nearest your ball
- 🌱 Avoid walking on the steep face of the sand bunker
- 🌱 After hitting your shot, rake the area you played from, as well as all your footprint and any others within reach
- 🌱 Rakes should be left either in or nearby the bunker


Putting Green

- 🌱 **Repair your ball mark** and if you see un-repaired marks repair them also. Remind your playing partners to observe this courtesy
- 🌱 Don't step on your fellow players putting lines – the imaginary line that connects the ball to the hole
- 🌱 Do not stand where you might distract a fellow player and don't move
- 🌱 Don't make any noise when your fellow player is preparing to putt
- 🌱 Generally, the player closest to the hole will tend the flagstick for fellow players
- 🌱 After taking the flagstick out of the hole, place it on the green – don't drop it
- 🌱 Do not “hook” the ball out of the hole with your putter as this can damage the hole
- 🌱 Players should remain on or close to the putting green until all fellow players in the group have holed out
- 🌱 Upon completion, move to the next tee to record your scores

Follow these basic rules of golf etiquette and it will make your own game and that of your fellow golfers enjoyable. Golf is truly a “game for a lifetime.”

Rules and Regulations

-  Play is governed by USGA Rules of Golf except where Local Rules apply
-  Appropriate golf attire is required for all players. Members are expected to insure that their family members and guests adhere to such rules
-  All members and guests must register in the Golf Shop before beginning play and must present their membership card at that time
-  Failure to check in and register ten minutes prior to a reserved starting time may cause cancellation or set back
-  Players late for their starting time lose their right to the starting time and shall begin play at the discretion of the Golf Shop
-  Course personnel has the authority to group singles and/or twosomes especially during peak periods, no fivesomes are allowed
-  "Cutting-in" is not permitted at any time
-  A Ranger may be on duty to help regulate play and enforce golf cart regulations. The Ranger has full authority on the golf course to enforce all rules and speed of play. Your cooperation is appreciated
-  Each player must have his or her own set of golf clubs
-  Dogs and other pets are not permitted on the golf courses or practice areas at any time
-  The golf course may not be used for any purpose except golf. Biking, football, recreational walking, and similar activities are not permitted on the golf courses
-  Only registered players are allowed on course – Non-Players are prohibited (No spectators)
-  Each operator of a golf cart must be at least eighteen years of age and have a valid driver's license
-  Only two persons and two sets of golf clubs are permitted per golf cart
-  Do not drive a golf cart within **thirty feet** of a green, a tee or a bunker
-  Designated handicap flags are available for members' needing this courtesy due to physical ailment or disability. A physician's notice may be required for authorization to use a Handicap Flag
-  Never drive a golf cart through a hazard
-  Be careful to avoid soft areas on fairways, especially after rain. Use the rough wherever possible
-  Sand buckets are on carts to fill divots through the green and sand buckets are on Par 3 teeing areas to fill divots
-  Entire facility, including the parking lot is governed by the Michigan Liquor Control Commission and all alcoholic beverages must be purchased through the Club
-  Children ages 9 and under are allowed to play with a paid accompanied adult only during "twilight" times (We do encourage these children to participate in our fun Jr Golf Programs)
-  All players that stop at the clubhouse during a round, for any reason, must occupy the next tee before the following players arrive at the tee or they will lose their position on the golf course and must get permission from the Golf Shop to resume play
-  If lightning is in the area, all play shall cease and players should seek appropriate shelter immediately
-  We are not responsible for theft, loss or damage of personal property

 All players are advised that wayward shots resulting in broken windows, personal injury or any other damage is the responsibility of each and every player. Please advise Golf Shop staff immediately of any incidents